

EARTO Members' Participation in Horizon Europe: Analysis from EC eCORDA data from June 2024

1 October 2024

This memo provides information on EARTO Members' Participation in Horizon Europe (HE) so far, with a comparison to Horizon 2020 (see [EARTO H2020 analysis](#)). The data used for this analysis has been gathered from the European Commission eCORDA database from the beginning of Horizon Europe until June 2024. The EARTO Partners' category gathers the other participants in the projects in which EARTO members are involved.

1. EARTO members strongly contributing to Horizon Europe		
<p>EARTO members received 10% of HE EU funding</p> <p>While EARTO members only represent 1,1% of all HE beneficiaries</p> <p>Respectively 8% and 1% in H2020</p>	<p>Projects involving at least one EARTO member received 46% of HE EU funding</p> <p>Respectively 44% in H2020</p>	<p>21% of all HE projects includes at least one EARTO member</p> <p>Respectively 15% in H2020</p>
2. EARTO members fostering industry participation in Horizon Europe projects		
<p>The average industrial involvement in HE projects increases to 33% when EARTO members are involved in the project from 23% when they are not part of the consortium</p> <p>Respectively 34% and 24% in H2020</p>		
3. EARTO members involved in large multi-stakeholders' collaborative projects		
<p>HE projects with EARTO members receive on average €6,3m of EC funding in HE</p> <p>While the average EU funding per project in HE is €2,8m</p> <p>Respectively €4,8m and €1,7m in H2020</p>	<p>HE projects with EARTO members count 13 partners on average per project in HE</p> <p>While the overall average in HE is 5 partners per project</p> <p>Respectively 12 and 3 in H2020</p>	
4. EARTO members taking responsibility in Horizon Europe		
<p>Each EARTO member receive on average €853k of EU contribution per project in HE</p> <p>While the average EU contribution per participation is €536k</p> <p>Respectively €577k and €384k in H2020</p>	<p>EARTO members coordinate 7,5% of all HE projects</p> <p>Respectively 4,8% in H2020</p>	<p>EARTO members coordinate 1/3 of all HE projects in which they participate</p> <p>Respectively 1/3 in H2020</p>
5. EARTO members greatly contribute to Horizon Europe Pillar II		
<p>6 of the top 10 beneficiaries in terms of EU contribution are EARTO Members in the Pillar II</p> <p>EARTO members count 5 of the top 10 coordinators in terms of EU contribution</p> <p>While there are 19,396 beneficiaries in total in this pillar</p>	<p>56% of the projects in the Pillar II include at least one EARTO member</p> <p>Those projects received 66% of the EU funding available in this pillar</p> <p>Pillar II represents 60% of HE funds spent so far</p>	<p>14% of Pillar II funding is received by EARTO members</p> <p>While EARTO members represent 1% of the beneficiaries in Pillar II</p>

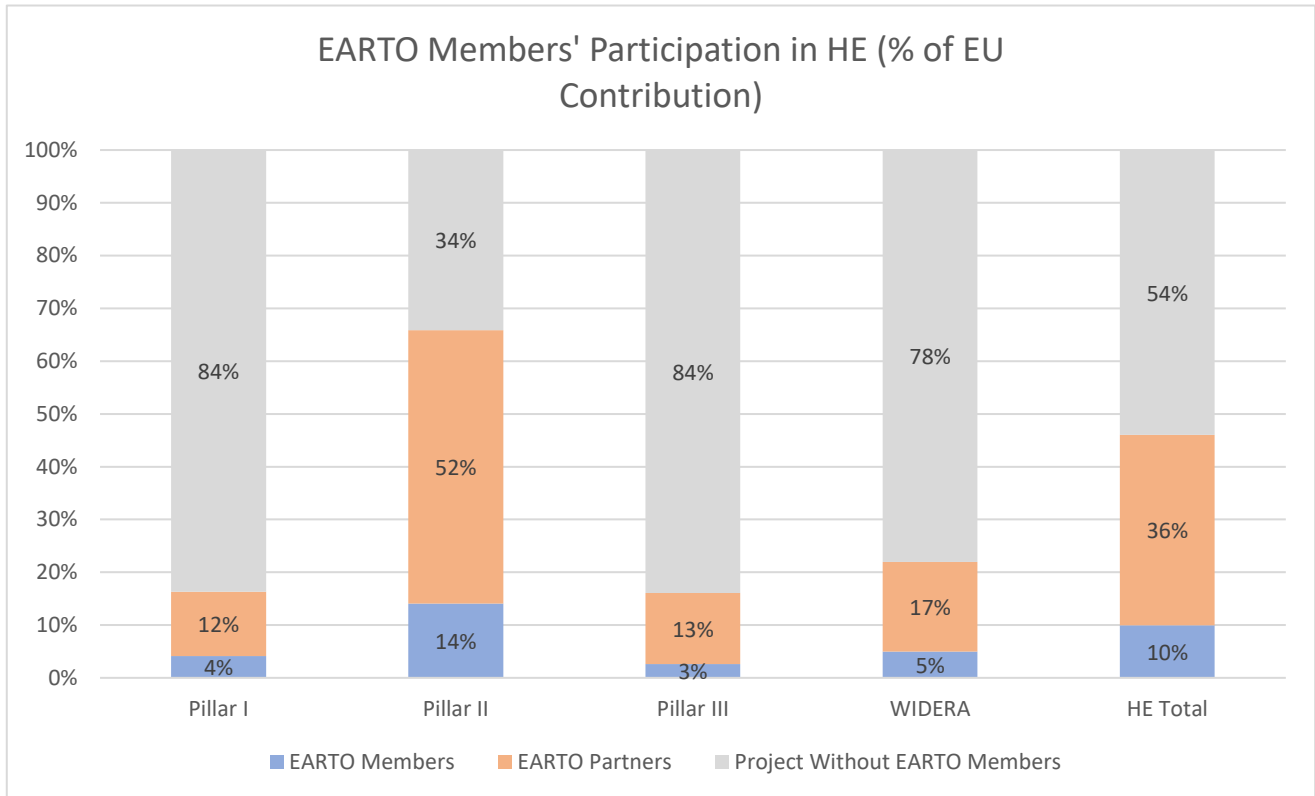
Overview of EARTO Members' Participation in Horizon Europe

EARTO Members represent:

- 4% of Pillar I EU Contribution
- 14% of Pillar II EU Contribution
- 3% of Pillar III EU Contribution
- 5% of WIDERA EU Contribution

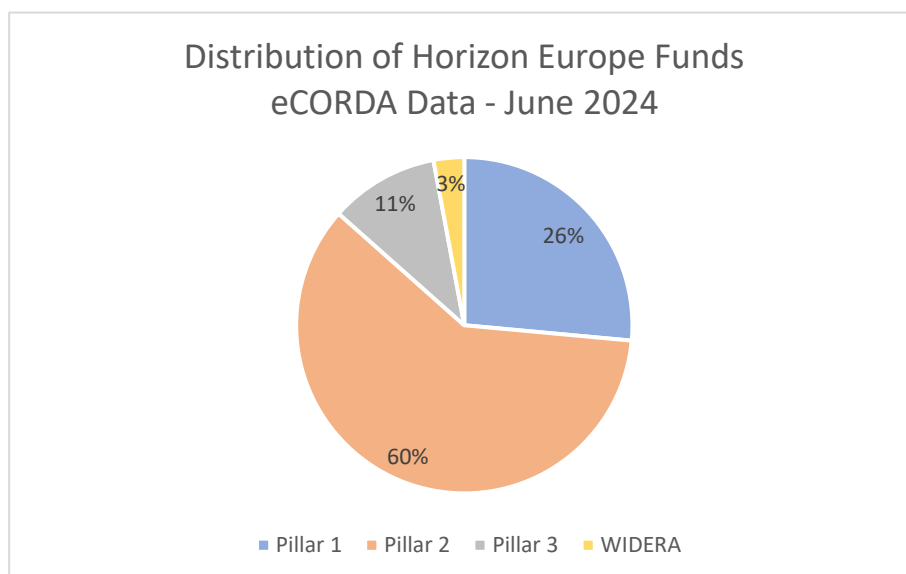
Projects in which EARTO Members are involved represent:

- 16% of Pillar I EU Contribution
- 66% of Pillar II EU Contribution
- 16% of Pillar III EU Contribution
- 22% of WIDERA EU Contribution



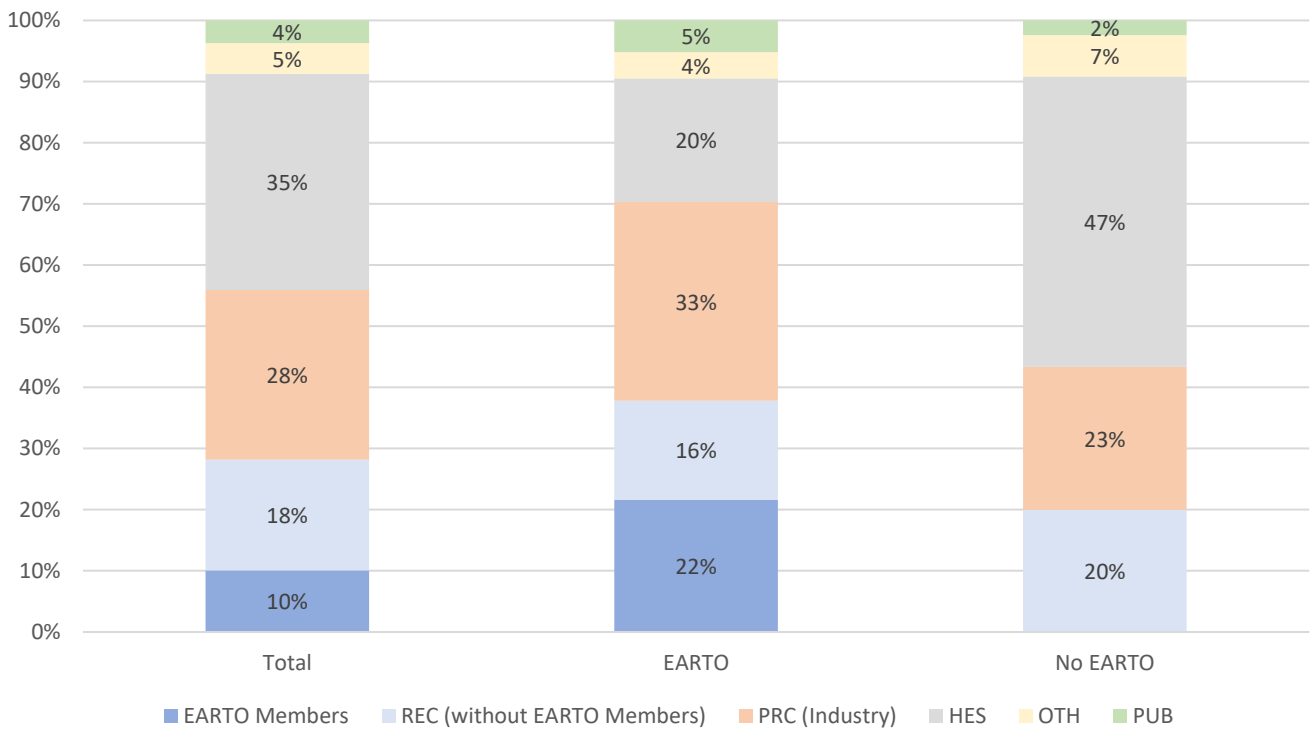
To place the figures above into perspective, please find the distribution of the Horizon Europe funds (Total amount: 38 452 M€) allocated so far (June 2024):

- **10 175 M€** to Pillar I (representing 26% of HE funds)
- **23 107 M€** to Pillar II (representing 60% of HE funds)
- **4 036 M€** to Pillar III (representing 11% of HE funds)
- **1 132 M€** to WIDERA (representing 3% of HE funds)



RTOs Foster Industry participation in EU FPs

Average participation by participant's legal status (% of EU funding)

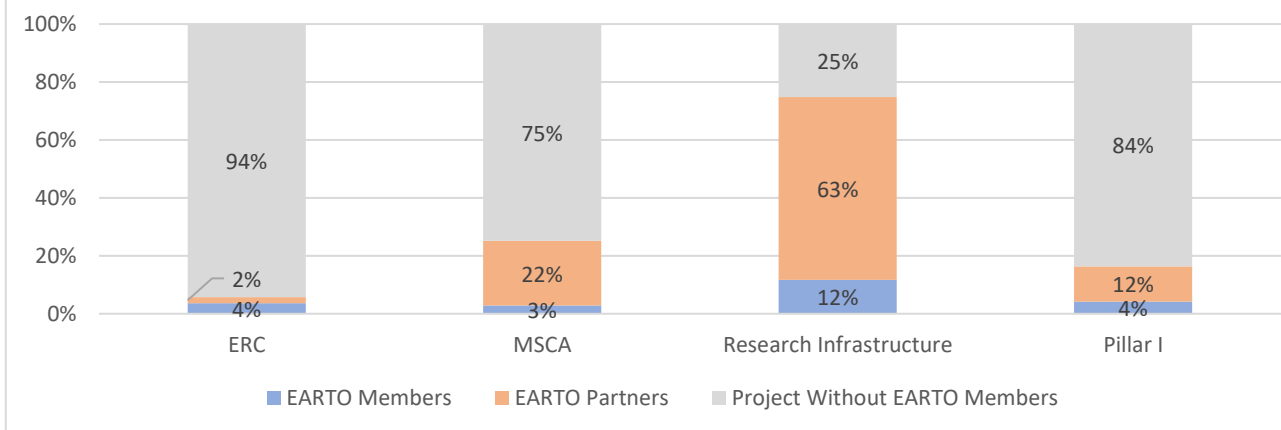


HES: Higher or Secondary Education | OTH: Others | PRC: Private for Profit | PUB: Public body | REC: Research Organisation

The average industrial participation in HE projects is 28%. This industrial participation increases to 33% when EARTO members are involved in the project from 23% when they are not part of the consortium. This clearly highlights RTOs' unique and pivotal role in linking RD&I actors in pan-EU cross-border and multidisciplinary collaboration.

Overview of EARTO Members' Participation in Horizon Europe Pillar I

EARTO Members' Participation in the Pillar I (% of EU Contribution)

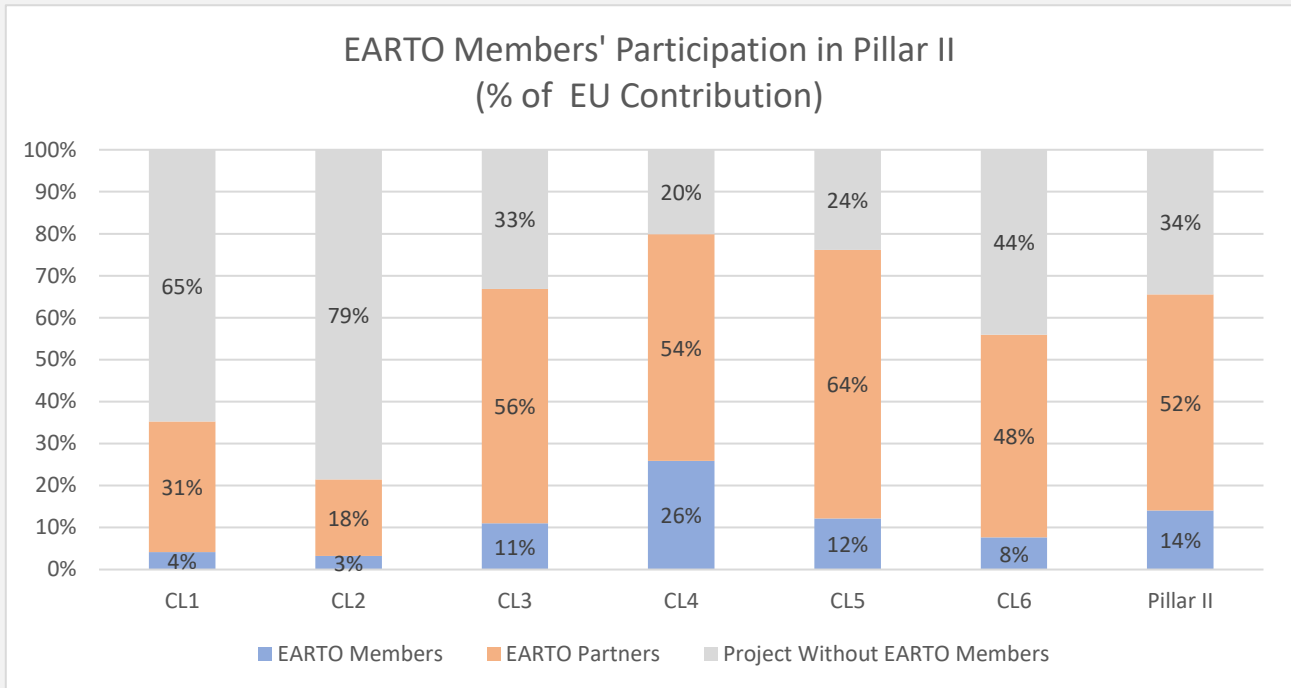


To place the figures above into perspective, please find the distribution of Pillar I funds (Total amount: 10 175M€) allocated so far:

- **6,9 Bn€** to the ERC (representing 68% of Pillar I funds)
- **2,3 Bn€** to MSCA (representing 23% of Pillar I funds)
- **910 M€** to Research Infrastructures (representing 9% of Pillar I funds)

EARTO members received 12% of the funds dedicated to Research Infrastructures. They are involved in 66% of the projects. These projects in which EARTO members are involved represent 74% of the EU Contributions in Research Infrastructures' instrument.

Overview of EARTO Members' Participation in Horizon Europe Pillar II

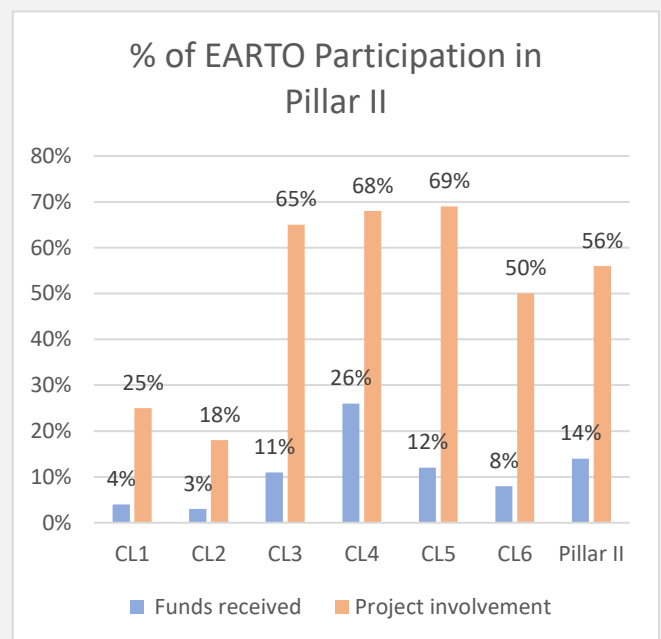
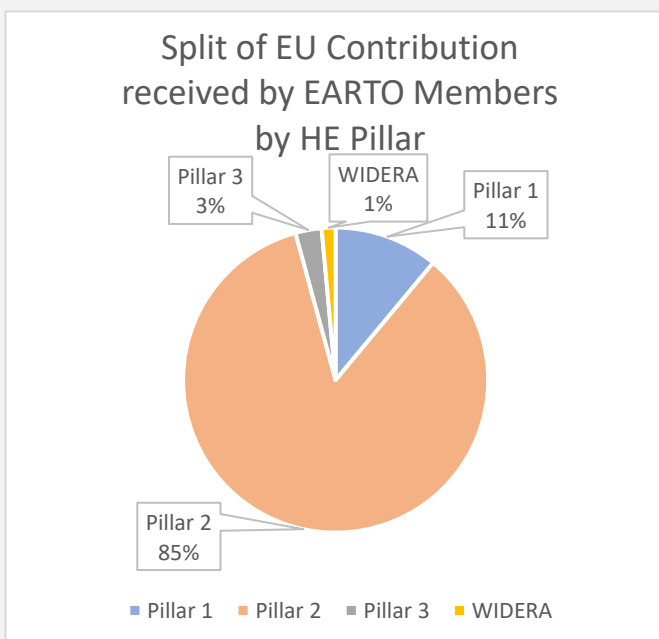


To place the figures above into perspective, please find the distribution of Pillar II funds (Total amount: 23 107 M€) allocated so far:

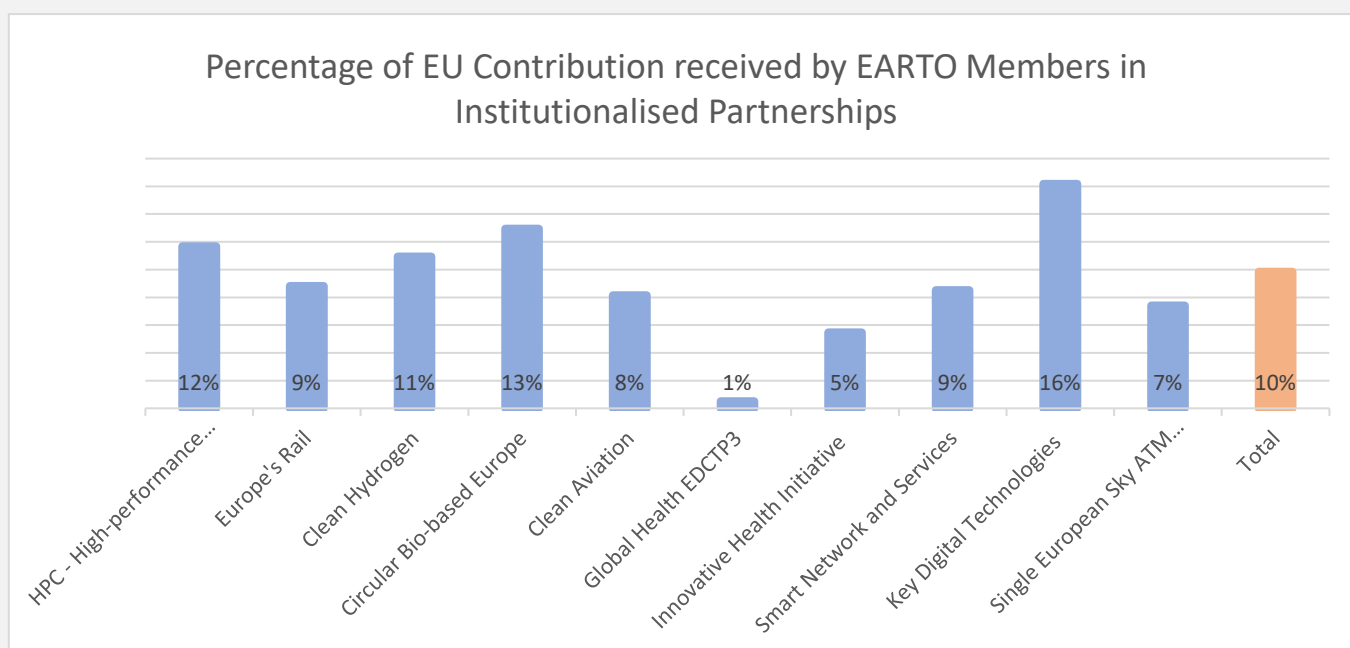
- **3 751 M€** to the Cluster 1, *Health* (representing 16% of Pillar II funds)
- **719 M€** to the Cluster 2 *Culture, creativity and inclusive society* (representing 3% of Pillar II funds)
- **600 M€** to the Cluster 3 *Civil Security for Society* (representing 3% of Pillar II funds)
- **7 077 M€** to the Cluster 4 *Digital, Industry and Space* (representing 31% of Pillar II funds)
- **7 339 M€** to the Cluster 5 *Climate, Energy and Mobility* (representing 32% of Pillar II funds)
- **3 620 M€** to the Cluster 6 *Food Bioeconomy, Natural Resources, Agriculture & environment* (representing 16% of Pillar II funds)

85% of the EU Contribution to EARTO Members comes from Pillar II

EARTO Members are involved in more than 2/3 of the projects in HE Cluster 3, 4 and 5 and in more than half of Pillar II projects

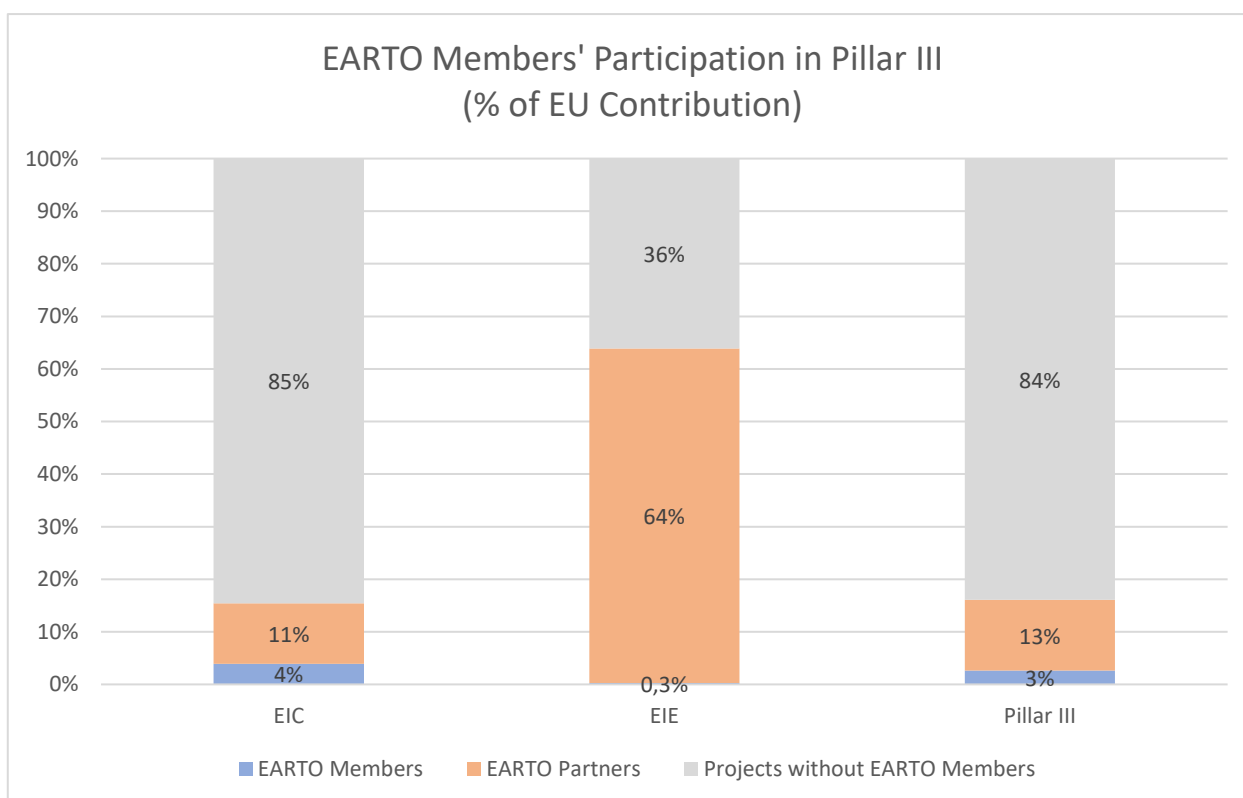


EARTO Members' Participation in European Institutionalised Partnerships



RTOs are active in all Institutionalised European Partnerships. They are involved in 61% of Horizon Europe partnerships' projects while receiving 10% of the EU funding for Institutionalised Partnerships.

Overview of EARTO Members' Participation in Horizon Europe Pillar III

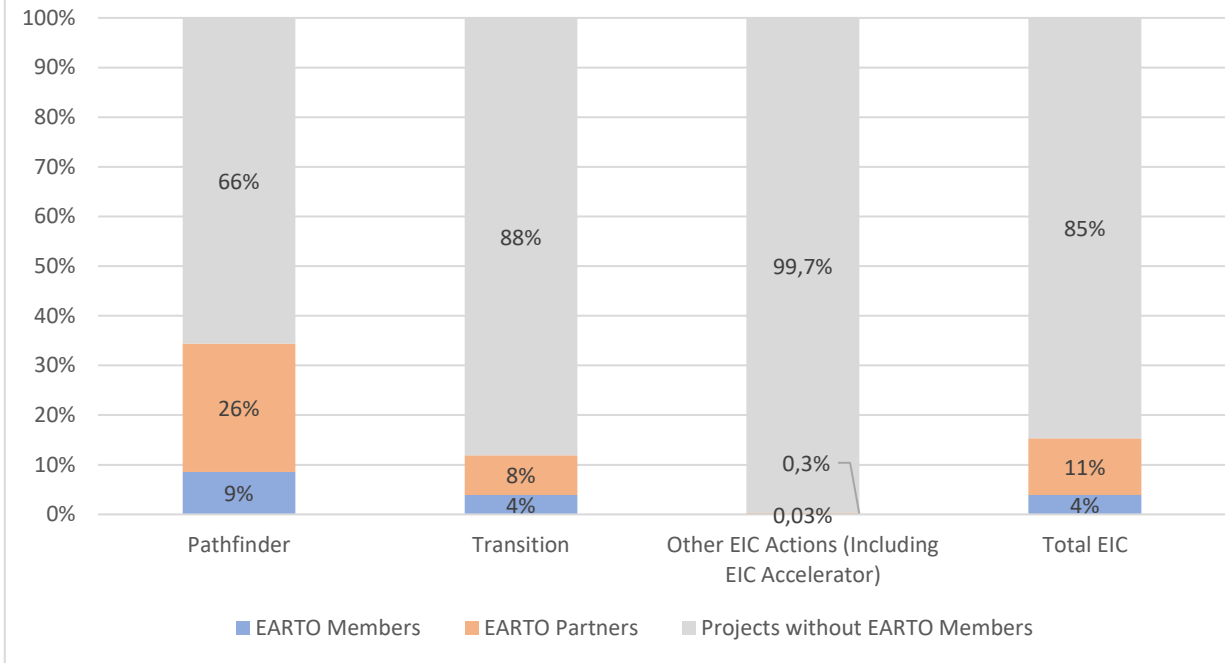


Due to the impossibility of flagging RTOs' spin-offs and start-ups with which they collaborate in eCORDA, these figures do not reflect EARTO's strong link with EIC accelerator beneficiaries.

To place the figures above into perspective, please find the distribution of Pillar III funds (Total amount: 4 037 M€) allocated so far:

- **2 628 M€** to the EIC (representing 65% of Pillar III funds)
- **373 M€** to the EIE (representing 9% of Pillar III funds)
- **1 036 M€** to the Other EIC Actions (representing 26% of Pillar III funds)

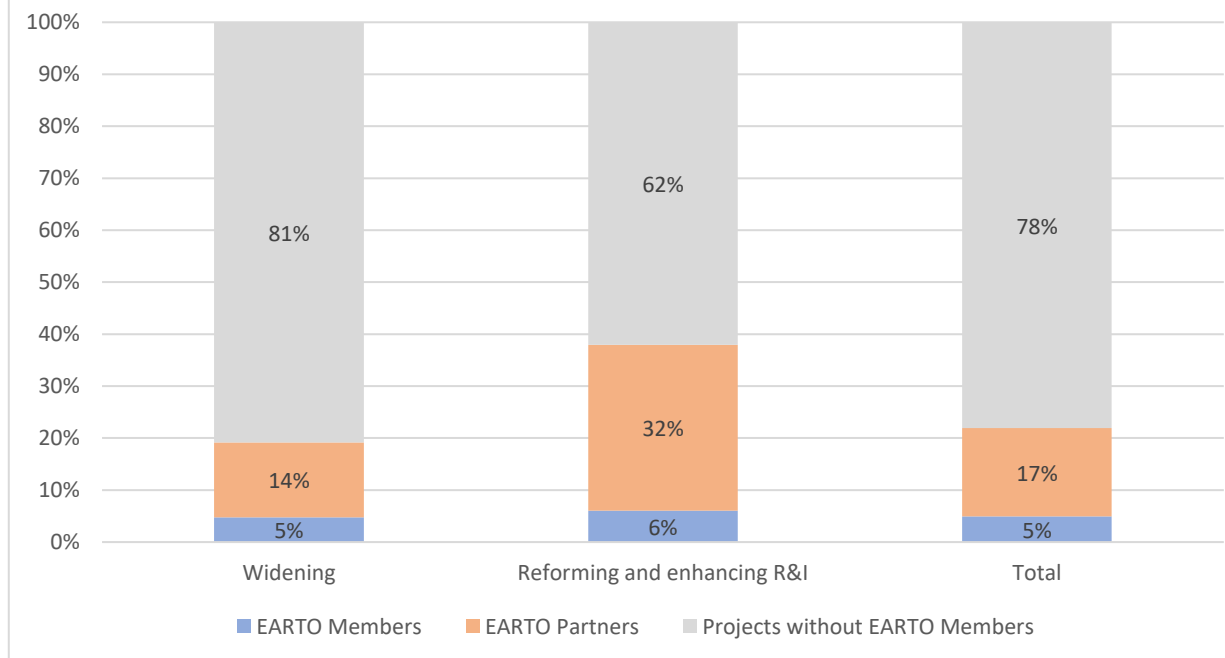
EARTO Members' Participation in EIC (% of EU Contribution)



**Due to the impossibility of flagging RTOs' spin-offs and start-ups with which they collaborate in eCORDA, these figures do not reflect EARTO's strong link with EIC accelerator beneficiaries.*

Overview of EARTO Members' Participation in Horizon Europe WIDERA

EARTO Members' Participation in WIDERA (% of EU Contribution)



To place the figures above in perspective, please find the distribution of widening funds (Total amount: 1 132 M€) allocated so far:

- Widening represents **966 M€** (representing 85% of Pillar IV funds)
- Reforming and enhancing R&I represents **167 M€** (representing 15% of Pillar IV funds)

According to Horizon Europe's regulation, EARTO has members in the following Widening countries: Croatia, Cyprus, Greece, Lithuania, Poland, Portugal and Slovenia.

Annexes

The tables below gather the main figures of EARTO members' participation in HE used to create the graphs of this Memo. EARTO Partners are the other participants in the projects in which EARTO members are involved. The EARTO Partners category gathers the other participants in the projects in which EARTO members are involved.

EARTO Participation in HE by Cluster in terms of fundings (M€)				
	Allocation percentage of Total HE / Pillar budget	EU Total	EARTO Total	EARTO Involvement
Pillar 1	26%	10 175 €	423 €	4,2%
ERC	68%	6 883 €	249 €	4%
MSCA	23%	2 383 €	68 €	3%
RI	9%	910 €	106 €	12%
Pillar 2	60%	23 107 €	3 244 €	14%
CL1	16%	3 751 €	157 €	4%
CL2	3%	719 €	24 €	3%
CL3	3%	600 €	66 €	11%
CL4	31%	7 077 €	1 823 €	26%
CL5	32%	7 339 €	896 €	12%
CL6	16%	3 620 €	279 €	8%
Pillar 3	10%	4 037 €	107 €	2,6%
EIC	65%	2 628 €	103 €	4%
EIE	9%	373 €	1 €	0,3%
EIT	26%	1 036 €	2 €	0,2%
WIDERA	3%	1 133 €	56 €	4,9%
Widening	85%	966 €	46 €	5%
Reforming	15%	167 €	10 €	6%
HE Total		38 452 €	3 829 €	10%

EARTO Participation in HE by Cluster in terms of fundings of project involved in (M€)				
	Allocation percentage of Total HE / Pillar budget	EU Total	EARTO & Partners Total	EARTO Involvement
Pillar 1	26%	10 175 €	1 668 €	16%
ERC	68%	6 883 €	392 €	6%
MSCA	23%	2 383 €	600 €	25%
RI	9%	910 €	676 €	74%
Pillar 2	60%	23 107 €	15 146 €	66%
CL1	16%	3 751 €	1 324 €	35%
CL2	3%	719 €	156 €	22%
CL3	3%	600 €	401 €	67%
CL4	31%	7 077 €	5 624 €	79%
CL5	32%	7 339 €	5 617 €	77%
CL6	16%	3 620 €	2 025 €	56%
Pillar 3	10%	4 037 €	649 €	16%
EIC	65%	2 628 €	405 €	15%
EIE	9%	373 €	238 €	64%
EIT	26%	1 036 €	6 €	1%
WIDERA	3%	1 133 €	248 €	22%
Widening	85%	966 €	185 €	19%
Reforming	15%	167 €	63 €	38%
HE Total		38 452 €	17 711 €	46%

EARTO Participation in HE by Cluster in terms of projects				
	Allocation percentage of Total HE / Pillar budget	EU Total of Projects	EARTO Total of Projects	EARTO Involvement
Pillar 1	60%	8039	575	7%
ERC	49%	3961	159	4%
MSCA	49%	3938	321	8%
RI	2%	143	95	66%
Pillar 2	26%	3576	1994	56%
CL1	14%	489	124	25%
CL2	7%	238	42	18%
CL3	4%	141	92	65%
CL4	28%	1019	689	68%
CL5	30%	1062	733	69%
CL6	18%	627	314	50%
Pillar 3	10%	1306	140	11%
EIC	78%	1017	128	13%
EIE	21%	271	11	4%
EIT	1%	18	1	6%
WIDERA	4%	576	107	19%
Widening	86%	496	86	17%
Reforming	14%	80	21	26%
HE Total		13497	2816	21%

EARTO - European Association of Research and Technology Organizations

Founded in 1999, EARTO promotes RTOs and represents their interest in Europe. EARTO network counts over 350 RTOs in more than 31 countries. EARTO members represent 150,000 highly-skilled researchers and engineers managing a wide range of innovation infrastructures.

RTOs - Research and Technology Organizations

From the lab to your everyday life. RTOs innovate to improve your health and well-being, your safety and security, your mobility and connectivity. RTOs' technologies cover all scientific fields. Their work ranges from basic research to new products and services' development. RTOs are non-profit organizations whose core mission is to produce, combine and bridge various types of knowledge, skills and infrastructures to deliver a range of research and development activities in collaboration with public and industrial partners of all sizes. These activities aim to result in technological and social innovations and system solutions that contribute to and mutually reinforce their economic, societal and policy impacts.

EARTO Working Group RD&I Programmes: is composed of more than 160 experts. This WG is looking at the implementation of the EU RD&I Framework Programmes (Horizon Europe), focusing on monitoring their elaboration, simplification and evaluation. This WG is also looking at how RTOs can be involved in and benefit from projects under the European Digital Programme as well as the European Structural and Investment Funds, but also the role of RTOs in Smart Specialisation Strategies as well as the synergies between the Cohesion Policy and the EU RD&I Programmes.

EARTO Contact: www.earto.eu