

## EARTO Members' Participation in Horizon Europe: Analysis from EC eCORDA data from November 2022

10 February 2023

This memo provides information on EARTO Members' Participation to Horizon Europe (HE) so far, with comparison to Horizon 2020 (see [EARTO H2020 analysis](#)). The data used for this analysis has been gathered from the European Commission eCORDA database from the beginning of Horizon Europe until November 2022. The EARTO Partners category gathers the other participants in the projects in which EARTO members are involved.

1. EARTO members strongly contributing to Horizon Europe		
<p><b>EARTO members received 8,6% of HE EU funding</b></p> <p>While EARTO members only represent <b>1,1%</b> of all HE beneficiaries</p> <p><b>Respectively 8% and 1% in H2020</b></p>	<p><b>Projects involving at least one EARTO member received 51% of HE EU funding</b></p> <p><b>Respectively 44% in H2020</b></p>	<p><b>25% of all HE projects includes at least one EARTO member</b></p> <p><b>Respectively 15% in H2020</b></p>
2. EARTO members fostering industry participation in Horizon Europe projects		
<p><b>The average industrial involvement in HE projects increases to 36% when EARTO members are involved in the project</b> from <b>27%</b> when they are not part of the consortium</p> <p><b>Respectively 34% and 24% in H2020</b></p>		
3. EARTO members involved in large multi-stakeholders' collaborative projects		
<p><b>HE projects with EARTO members receive on average €6,2m of EC funding in HE</b></p> <p>While the average EU funding per project in HE is <b>€3m</b></p> <p><b>Respectively €4,8m and €1,7m in H2020</b></p>	<p><b>HE projects with EARTO members count 16 partners on average per project in HE</b></p> <p>While the overall average in HE is <b>8</b> partners per project</p> <p><b>Respectively 12 and 3 in H2020</b></p>	
4. EARTO members taking responsibility in Horizon Europe		
<p><b>Each EARTO member receive on average €604k of EU contribution per project in HE</b></p> <p>While the average EU contribution per participation is <b>€394k</b></p> <p><b>Respectively €577k and €384k in H2020</b></p>	<p><b>EARTO members coordinate 7,7% of all HE projects</b></p> <p><b>Respectively 4,8% in H2020</b></p>	<p><b>EARTO members coordinate 1/3 of all HE projects in which they participate</b></p> <p><b>Same coordination rate in H2020</b></p>
5. EARTO members greatly contribute to Horizon Europe Pillar II		
<p><b>The Top 5 beneficiaries in terms of EU contribution are EARTO Members in the Pillar II</b></p> <p><b>EARTO members count 5 of the top 10 coordinators in terms of EU contribution</b></p> <p>While there are <b>10,815</b> beneficiaries in total in this pillar</p>	<p><b>54% of the projects in the Pillar II include at least one EARTO member</b></p> <p><b>Those projects received 64% of the EU funding available in this pillar</b></p> <p>Pillar II represents <b>69%</b> of HE funds spent so far</p>	<p><b>10.3% of Pillar II funding is received by EARTO members</b></p> <p>While EARTO members represent <b>1%</b> of the beneficiaries in Pillar II</p>

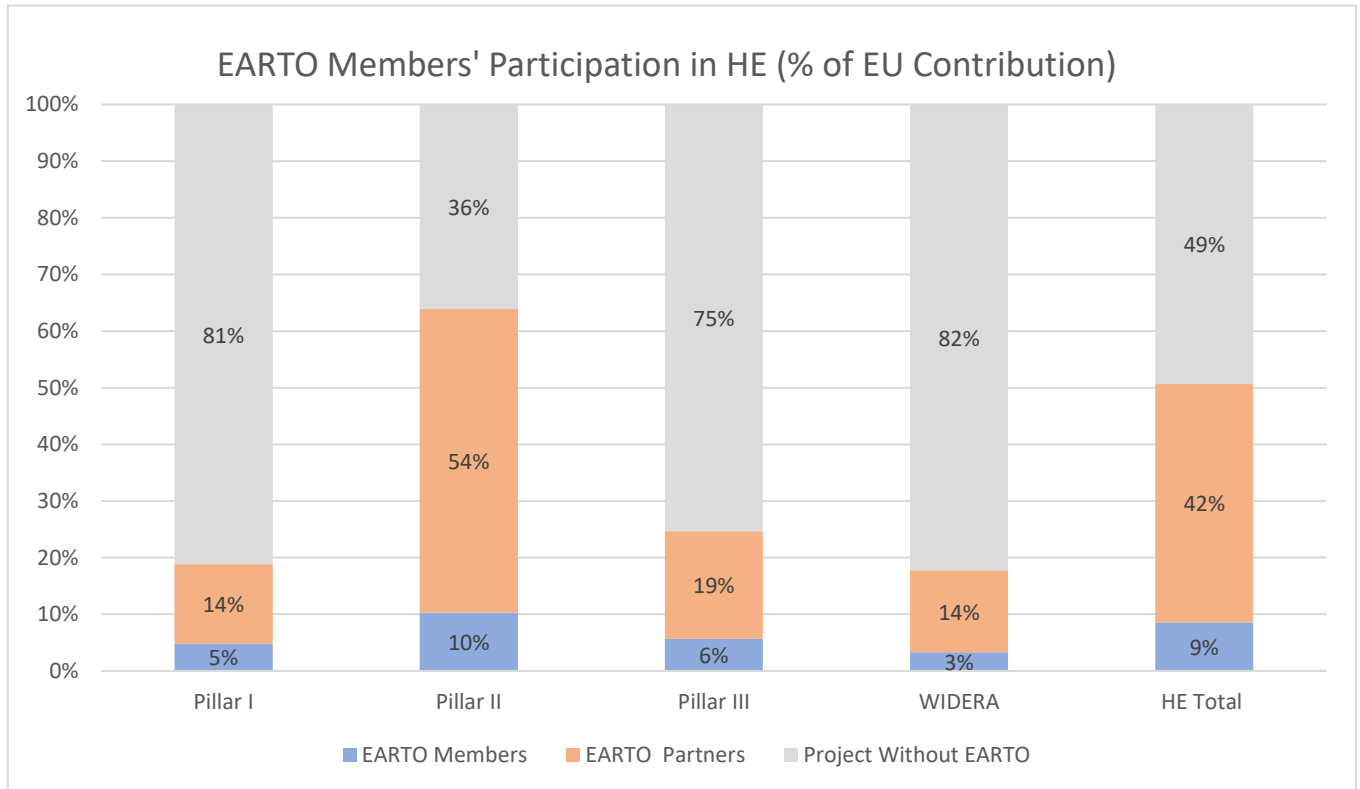
## Overview of EARTO Members' Participation in Horizon Europe

### EARTO Members represent:

- 4,8% of Pillar I EU Contribution
- 10,3% of Pillar II EU Contribution
- 5,7% of Pillar III EU Contribution
- 3,3% of WIDERA EU Contribution

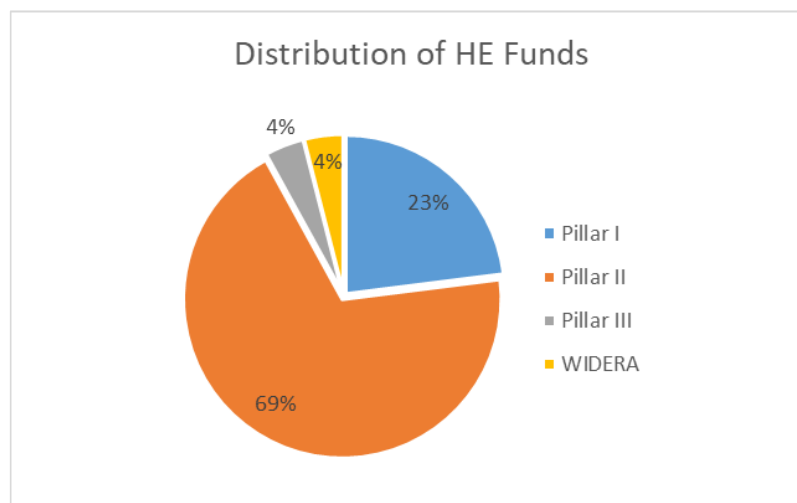
### Projects in which EARTO Members are involved represent:

- 19% of Pillar I EU Contribution
- 64% of Pillar II EU Contribution
- 25% of Pillar III EU Contribution
- 18% of WIDERA EU Contribution

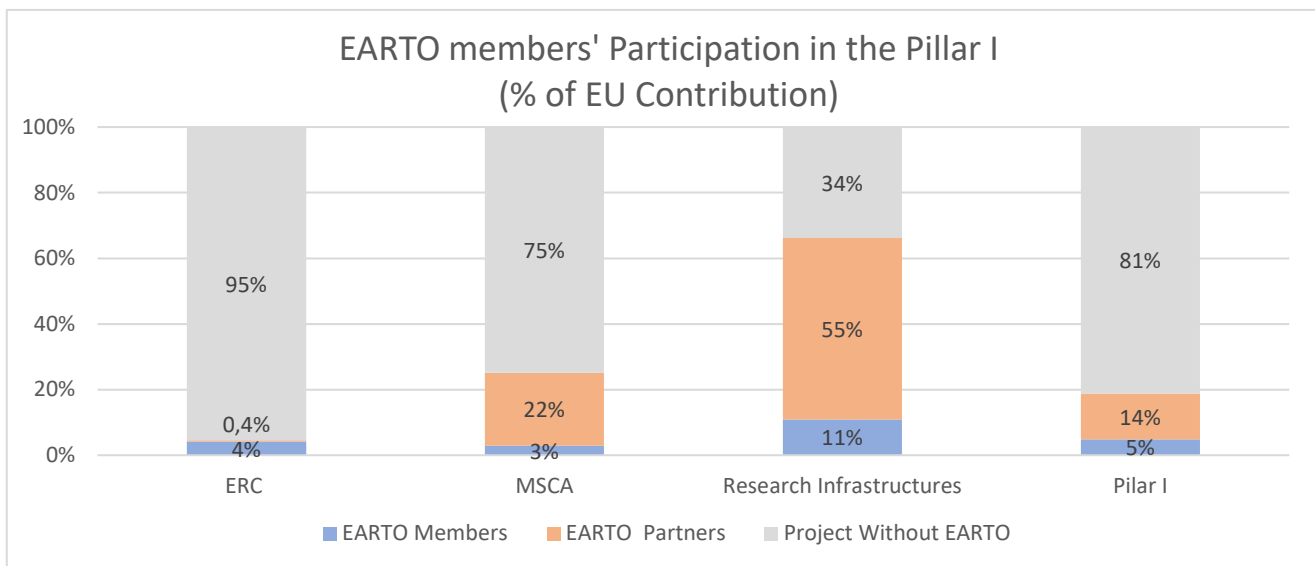


To place the figures above into perspective, please find the distribution of the Horizon Europe funds (Total amount: 14 774 M€): allocated so far

- **3 343 M€** to the Pillar I (representing 23% of HE funds)
- **10 222 M€** to the Pillar II (representing 69% of HE funds)
- **615 M€** to the Pillar III (representing 4% of HE funds)
- **594 M€** to WIDERA (representing 4% of HE funds)



## Overview of EARTO Members' Participation in Horizon Europe Pillar I

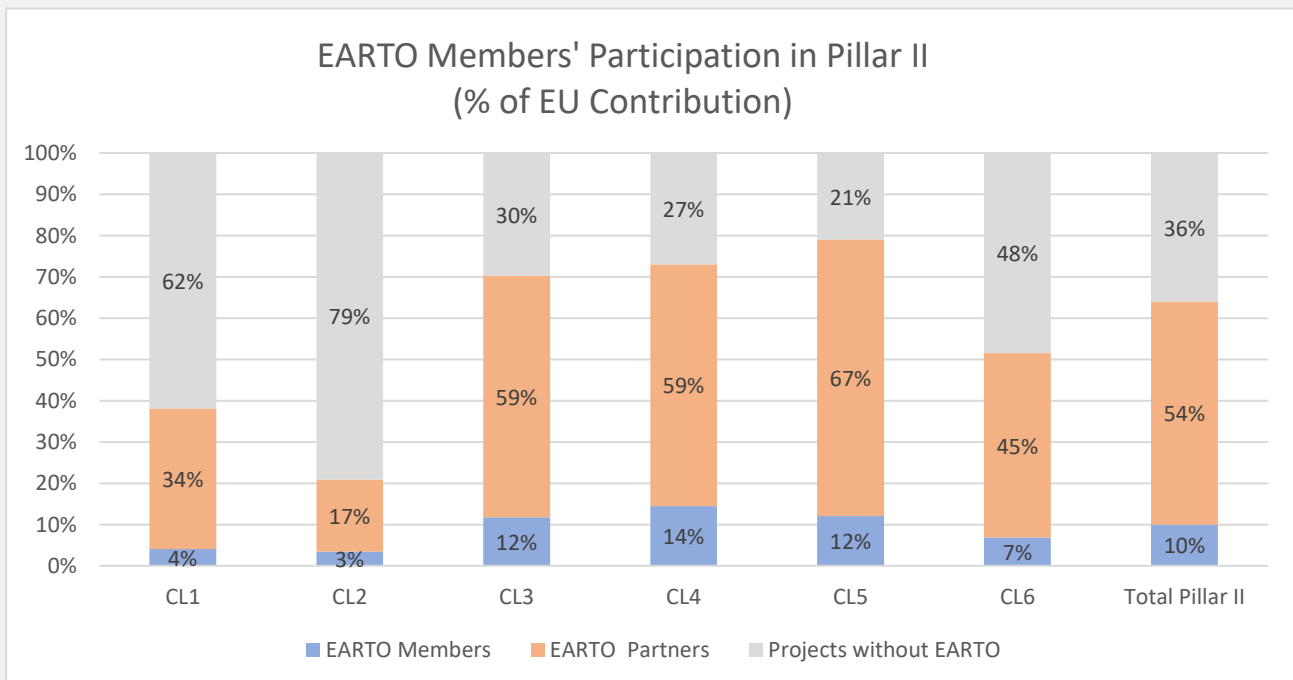


To place the figures above into perspective, please find the distribution of Pillar I funds (Total amount: 3 343 M€) allocated so far:

- **2 Bn€** to the ERC (representing 60% of Pillar I funds)
- **850 M€** to MSCA (representing 25% of Pillar I funds)
- **491 M€** to Research Infrastructures (representing 15% of Pillar I funds)

EARTO members received 11% of the funds dedicated to Research Infrastructures. They are involved in 64% of the projects, and these projects in which EARTO members are involved represents 66% of EU Research Infrastructures Contributions.

## Overview of EARTO Members' Participation in Horizon Europe Pillar II

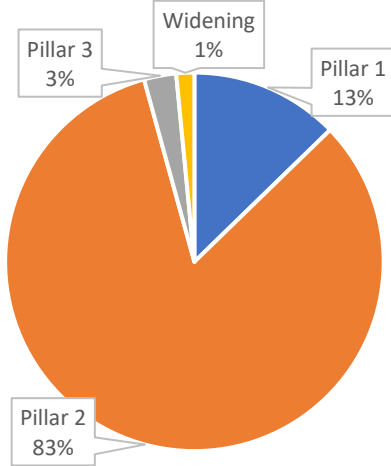


To place the figures above into perspective, please find the distribution of Pillar II funds (Total amount: 10 222 M€) allocated so far:

- **1 573 M€** to the Cluster 1, *Health* (representing 15% of Pillar II funds)
- **411 M€** to the Cluster 2 *Culture, creativity and inclusive society* (representing 4% of Pillar II funds)
- **225 M€** to the Cluster 3 *Civil Security for Society* (representing 2% of Pillar II funds)
- **2 901 M€** to the Cluster 4 *Digital, Industry and Space* (representing 28% of Pillar II funds)
- **3 383 M€** to the Cluster 5 *Climate, Energy and Mobility* (representing 33% of Pillar II funds)
- **1 730 M€** to the Cluster 6 *Food Bioeconomy, Natural Resources, Agriculture & environment* (representing 17% of Pillar II funds)

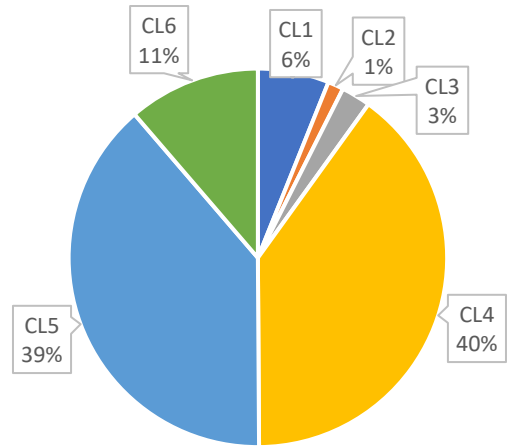
**83% of the EU Contribution to EARTO Members comes from Pillar II**

Split of EU Contribution received by EARTO Members by HE Pillar



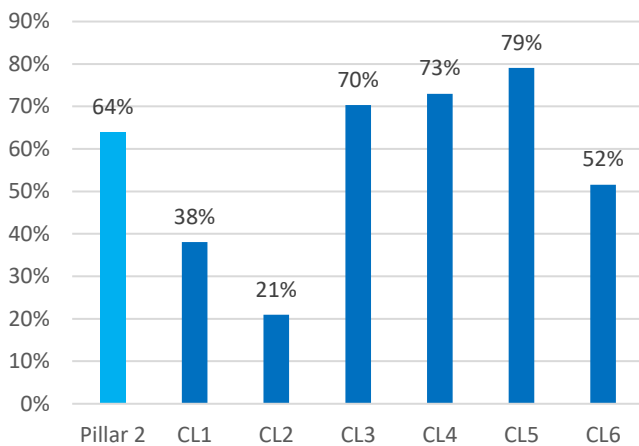
**79% of EU Contribution received by EARTO Members in the Pillar II comes from Cluster 4 and 5**

EU Contribution received by EARTO Members per Cluster



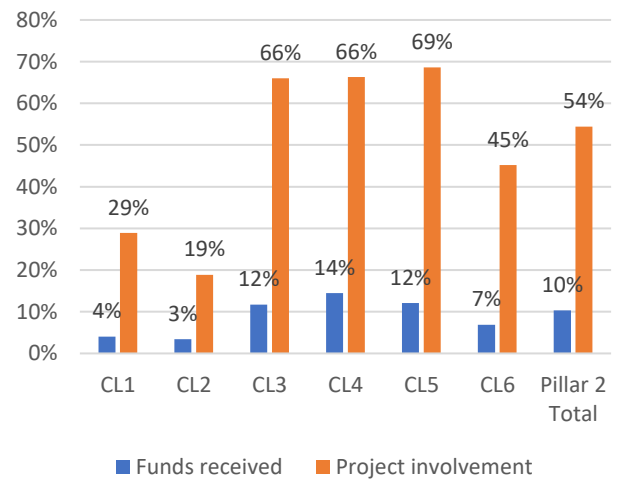
**Projects in which EARTO members are involved represent 64% of Pillar II funds**

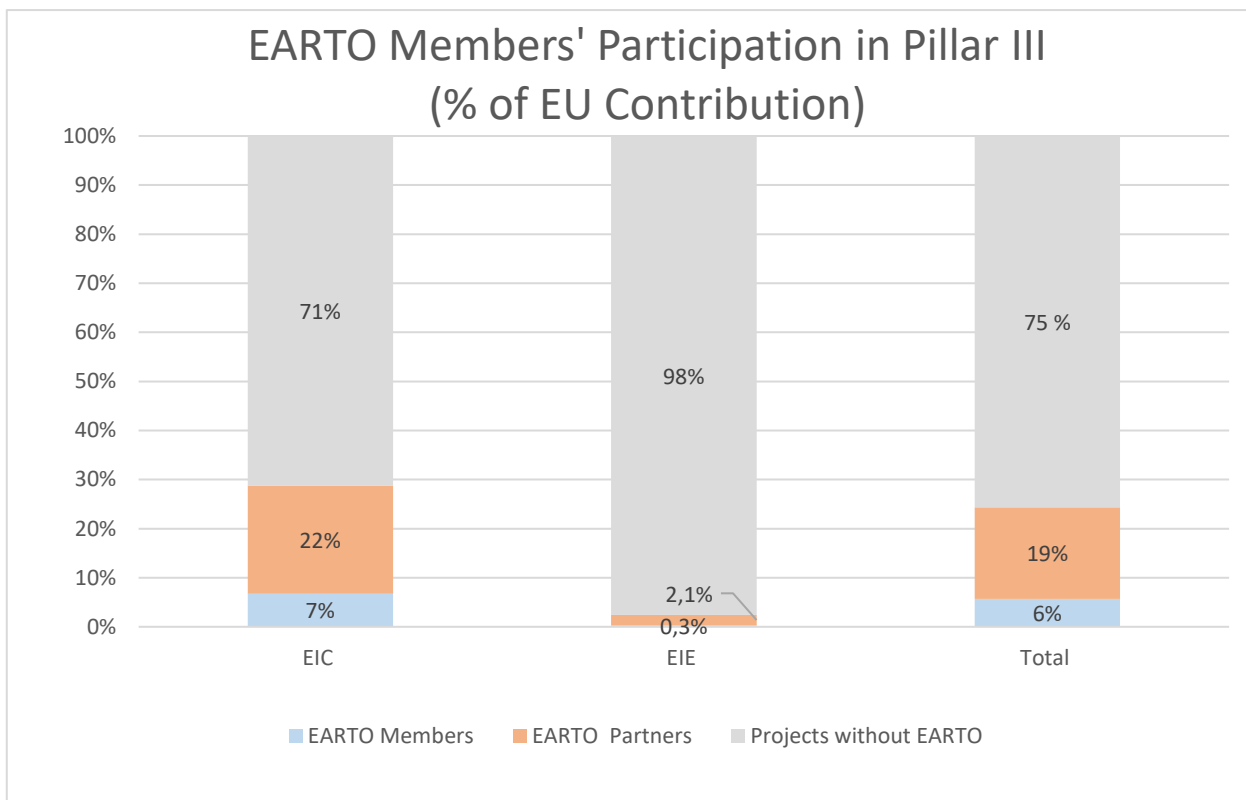
% of EU funding going to projects in which EARTO Members participate



**EARTO Members are involved in more than 2/3 of the projects in HE Cluster 3, 4 and 5**

% of EARTO Participation in Pillar II

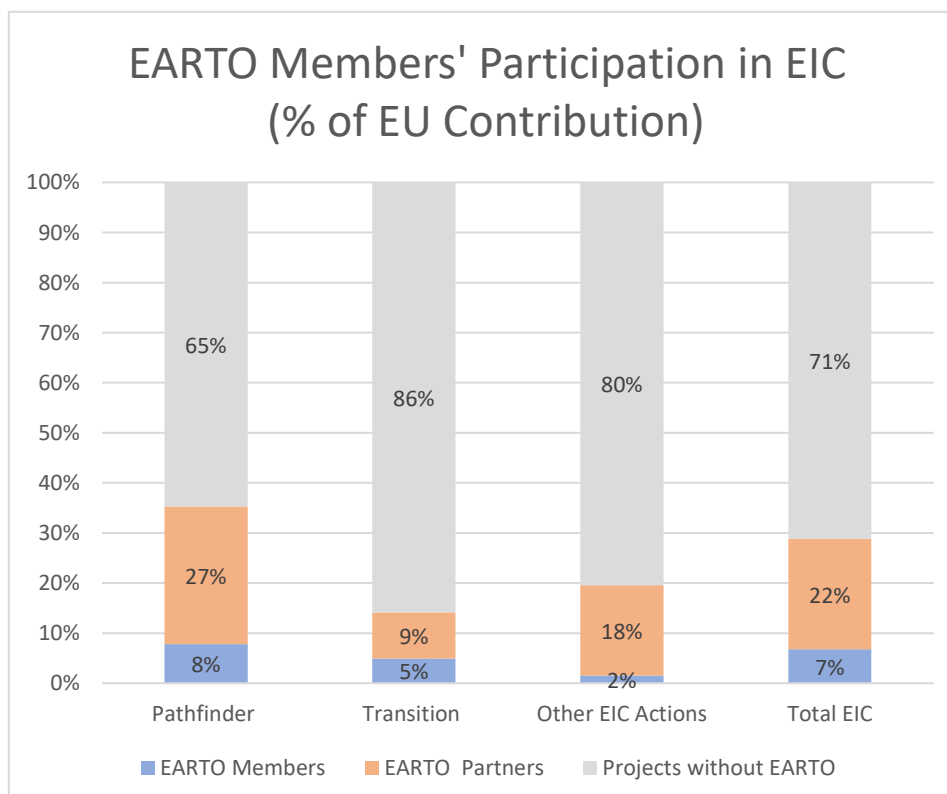




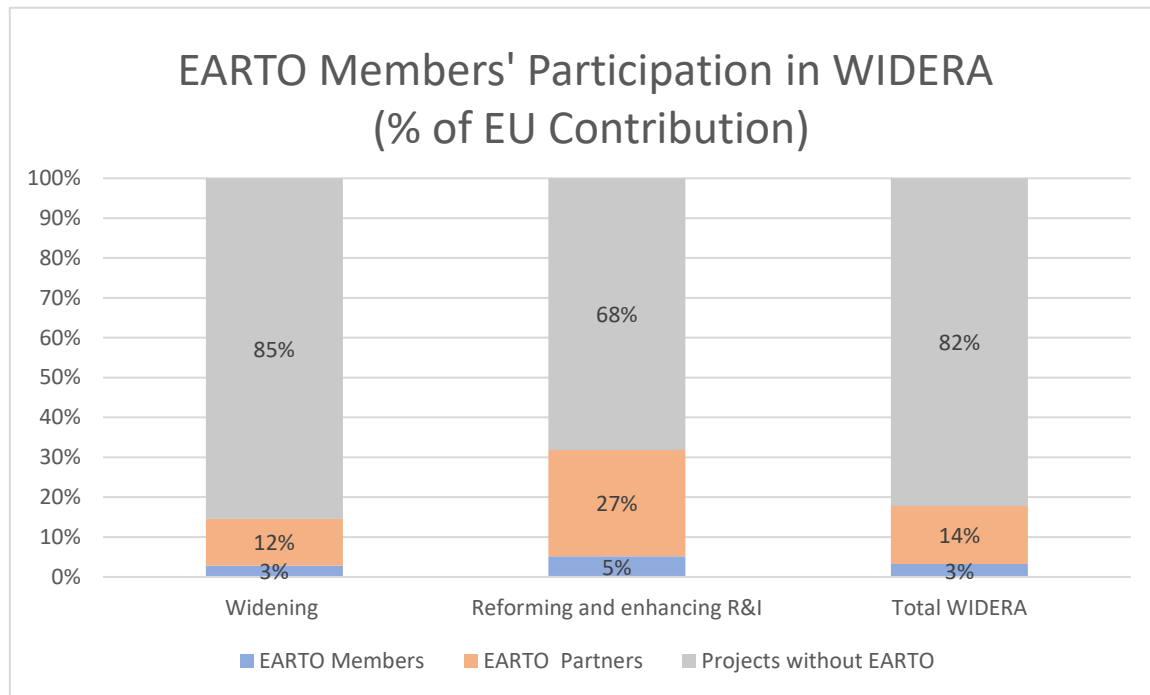
***\*Due to the delay occurred in EIC funding these figures do not include the accelerator***

To place the figures above into perspective, please find the distribution of Pillar III funds (Total amount: 615 M€) allocated so far:

- **510 M€** to the EIC (representing 83% of Pillar III funds)
- **104 M€** to the EIE (representing 17% of Pillar III funds)



***\*Due to the delay occurred in EIC funding, these figures do not include the accelerator***



To place the figures above into perspective, please find the distribution of widening funds (Total amount: 615 M€) allocated so far:

- Widening represents **484 M€** (representing 81% of Pillar IV funds)
- Reforming and enhancing R&I represents **110 M€** (representing 19% of Pillar IV funds)

According to the Horizon Europe regulation, EARTO has members in the following Widening countries: Croatia, Cyprus, Greece, Lithuania, Poland, Portugal and Slovenia.

## Annexes

The tables below gather the main figures of EARTO members' participation in HE used to create the graphs of this Memo. EARTO Partners are the other participants in the projects in which EARTO members are involved. The EARTO Partners category gathers the other participants in the projects in which EARTO members are involved..

<b>EARTO Participation in HE by Cluster in terms of fundings (M€)</b>				
	<b>Part in Total Budget of HE/Pillar</b>	<b>EU Total</b>	<b>EARTO Total</b>	<b>EARTO Involvement</b>
Pillar 1	23%	3,343 €	161 €	4.8%
ERC	60%	2,002 €	83 €	4%
MSCA	25%	850 €	25 €	3%
RI	15%	491 €	54 €	11%
Pillar 2	69%	10,222 €	1,052 €	10.3%
CL1	15%	1,573 €	64 €	4.0%
CL2	4%	411 €	14 €	3.0%
CL3	2%	225 €	26 €	12%
CL4	28%	2,901 €	420 €	15%
CL5	33%	3,383 €	408 €	12%
CL6	17%	1,730 €	119 €	7%
Pillar 3	4%	615 €	35 €	5.7%
EIC	83%	510 €	35 €	7%
EIE	17%	104 €	0.3 €	0.3%
WIDERA	4%	594 €	20 €	3.3%
Widening	81%	484 €	14 €	3%
Reforming	19%	110 €	5 €	5%
HE Total		14,774 €	1,267 €	8.6%

<b>EARTO Participation in HE in terms of total fundings of project involved in (M€)</b>				
	<b>Part in Total Budget of HE/Pillar</b>	<b>EU Total</b>	<b>EARTO+Partners Total</b>	<b>EARTO Involvement</b>
Pillar 1	23%	3,343 €	629 €	19%
ERC	60%	2,002 €	90 €	5%
MSCA	25%	850 €	214 €	25%
RI	15%	491 €	325 €	66%
Pillar 2	69%	10,222 €	6,528 €	64%
CL1	15%	1,573 €	599 €	38%
CL2	4%	411 €	86 €	21%
CL3	2%	225 €	158 €	70%
CL4	28%	2,901 €	2,118 €	73%
CL5	33%	3,383 €	2,675 €	79%
CL6	17%	1,730 €	892 €	52%
Pillar 3	4%	615 €	150 €	24 %
EIC	83%	510 €	147 €	29%
EIE	17%	104 €	3 €	2%
WIDERA	4%	594 €	105 €	18%
Widening	81%	484 €	70 €	15%
Reforming	19%	110 €	35 €	32%
HE Total		14,774 €	7,483 €	51%

<b>EARTO Participation in HE by Cluster in Term of projects</b>				
	<b>Part in Total Budget of HE/Pillar</b>	<b>EU Total of Projects</b>	<b>EARTO Total of Projects</b>	<b>EARTO Involvement</b>
<b>Pillar 1</b>	56%	2753	230	8%
ERC	43%	1195	50	4%
MSCA	54%	1484	133	9%
RI	3%	74	47	64%
<b>Pillar 2</b>	33%	1615	879	54%
CL1	12%	187	54	29%
CL2	9%	143	27	19%
CL3	3%	53	35	66%
CL4	31%	499	331	66%
CL5	27%	430	295	69%
CL6	19%	303	137	45%
<b>Pillar 3</b>	6%	281	54	19%
EIC	67%	188	49	26%
EIE	33%	93	3	3%
<b>WIDERA</b>	6%	276	50	18%
Widening	82%	227	39	17%
Reforming	18%	49	11	22%
<b>HE Total</b>		4925	1213	25%

#### **EARTO - European Association of Research and Technology Organisations**

Founded in 1999, EARTO promotes RTOs and represents their interest in Europe. EARTO network counts over 350 RTOs in more than 31 countries. EARTO members represent 150,000 highly-skilled researchers and engineers managing a wide range of innovation infrastructures.

#### **RTOs - Research and Technology Organisations**

From the lab to your everyday life. RTOs innovate to improve your health and well-being, your safety and security, your mobility and connectivity. RTOs' technologies cover all scientific fields. Their work ranges from basic research to new products and services' development. RTOs are non-profit organisations whose core mission is to produce, combine and bridge various types of knowledge, skills and infrastructures to deliver a range of research and development activities in collaboration with public and industrial partners of all sizes. These activities aim to result in technological and social innovations and system solutions that contribute to and mutually reinforce their economic, societal and policy impacts.

**EARTO Working Group RD&I Programmes:** is composed of more than 160 experts. This WG is looking at the implementation of the EU RD&I Framework Programmes (Horizon 2020 & Horizon Europe), focusing on monitoring their elaboration, simplification and evaluation. This WG is also looking at how RTOs can be involved in and benefit from projects under the European Digital Programme as well as the European Structural and Investment Funds, but also the role of RTOs in Smart Specialisation Strategies as well as the synergies between the Cohesion Policy and the EU RD&I Programmes.

**EARTO Contact:** [www.earto.eu](http://www.earto.eu)